



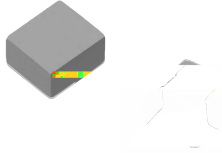
MDTE Series

Wire Wound Molded SMD Power Inductors

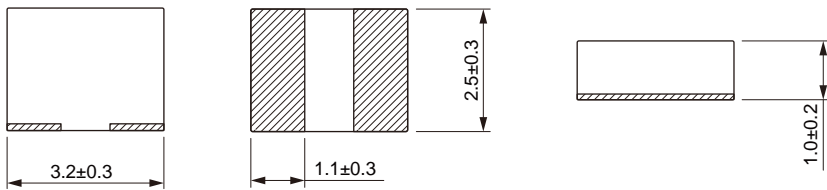
Size 32251B

FEATURES

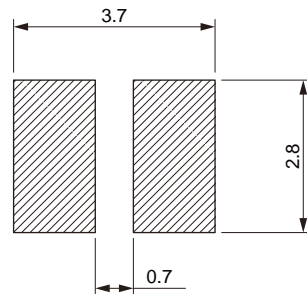
- 0
-
-
-
-
-
-



Dimensions: [mm]



Land Pattern: [mm]



Electrical Properties:

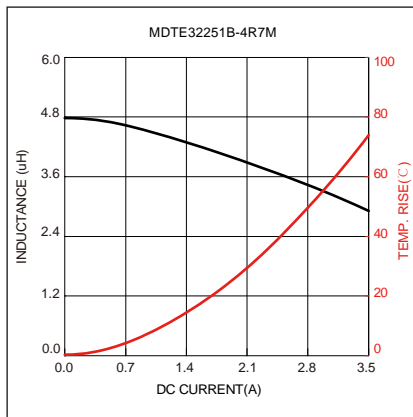
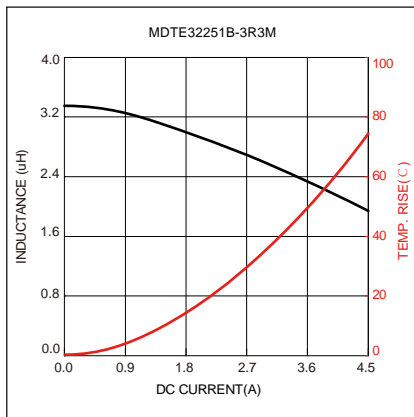
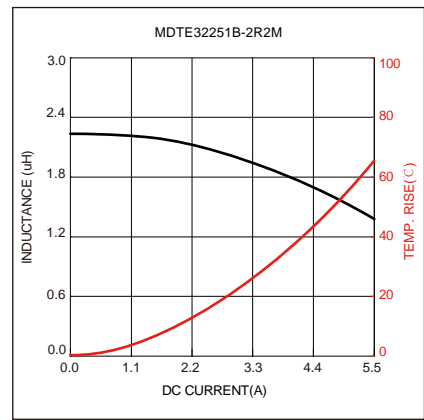
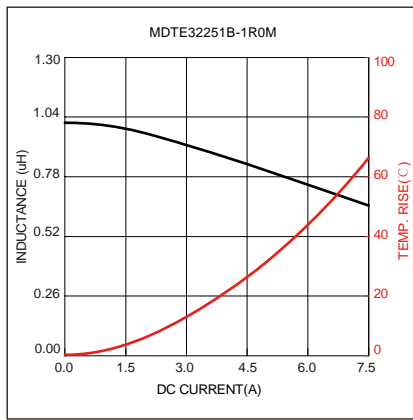
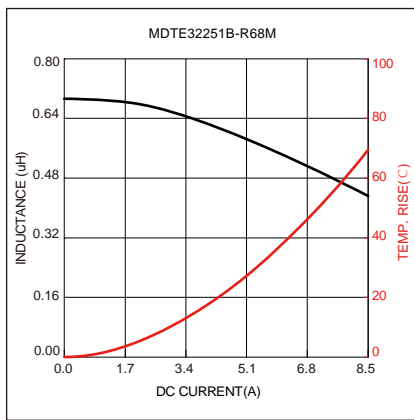
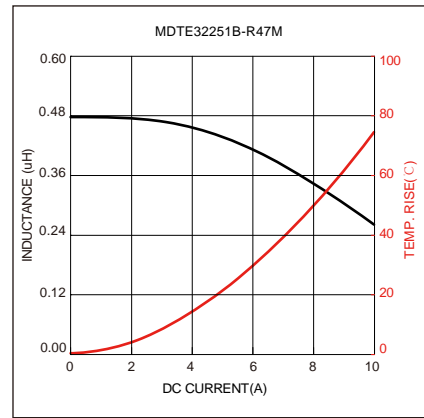
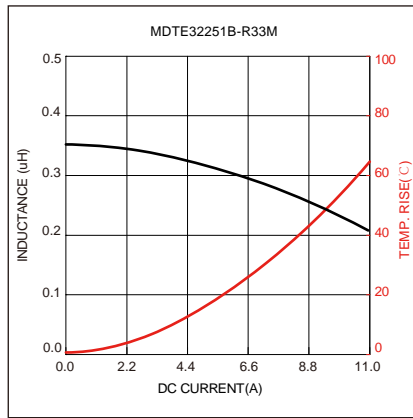
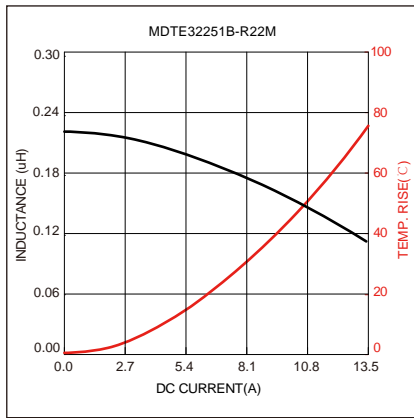
	(μ H)		Satura on (A)	Satura on (A)	(A)	(A)	(m)
MDTE32251B-R22M	0.22	±20%	9.3	8.7	9.5	9.0	8.5
MDTE32251B-R33M	0.33	±20%	9.2	8.6	8.5	8.0	12
MDTE32251B-R47M	0.47	±20%	8.3	7.5	7.1	6.6	19
MDTE32251B-R68M	0.68	±20%	7.4	6.9	6.3	5.8	24
MDTE32251B-1R0M	1.00	±20%	6.6	5.8	5.7	5.2	30
MDTE32251B-2R2M	2.20	±20%	4.9	4.4	4.2	3.7	70
MDTE32251B-3R3M	3.30	±20%	3.5	3.1	3.2	2.8	95
MDTE32251B-4R7M	4.70	±20%	2.9	2.5	2.5	2.0	135

Saturation Current will cause L to drop approximately 30%

Temperature Rise Current: The actual value of DC current when the temperature rise is $\Delta T=40^{\circ}\text{C}$




Typical Electrical Characteristics:



Soldering Reflow:

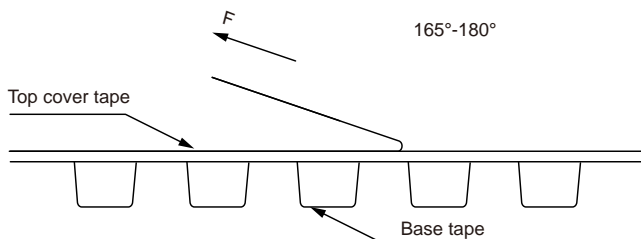
Packaging Information:

Tape Dimension:



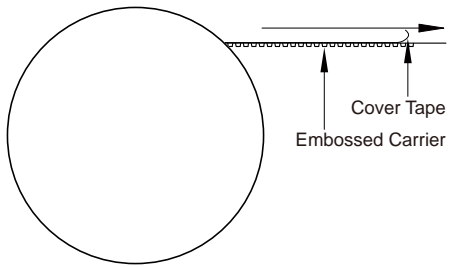
Series	A0 (mm)	B0 (mm)	D (mm)	P0 (mm)	P1 (mm)	W (mm)	K0 (mm)	E (mm)	T (mm)
MDTE32251B	2.9±0.1	3.6±0.1	1.5±0.1	4.0±0.1	4.0±0.1	8.0±0.1	1.4±0.1	1.75±0.1	0.25±0.05

Peel force of top cover tape:



The peel force of top cover tape shall be between 0.1 to 0.98 N

Reel Dimension: [mm]



Packaging Quantity: